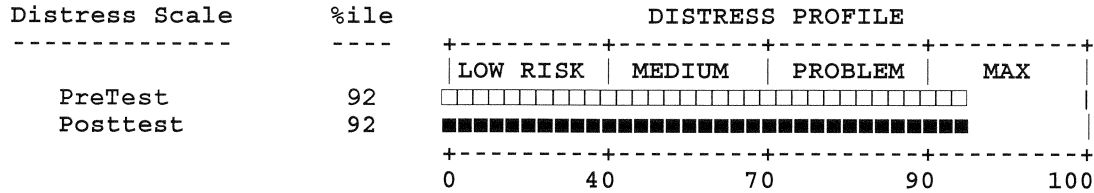
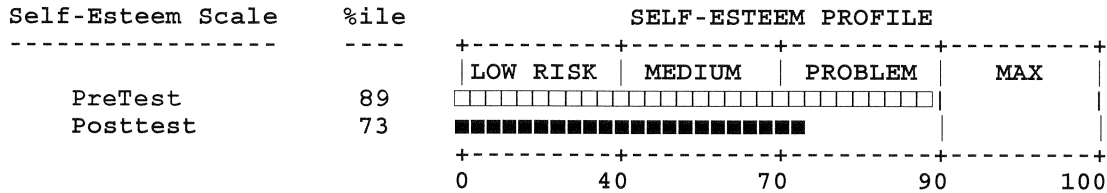


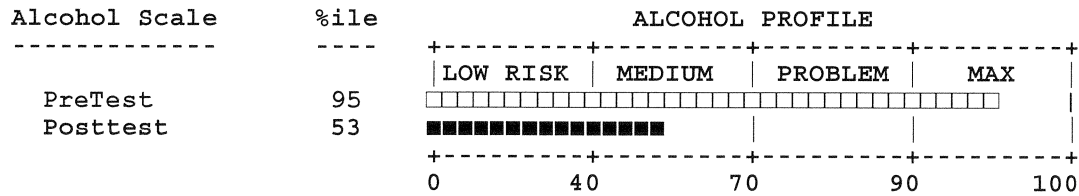
Distress Scale.....**Comparison: +0**
 This individual's Distress Scale pretest - posttest comparison shows little change. This client's pretest and posttest scale scores are within one (+1 or -1) percentage point of each other. If distress was not a treatment plan goal, change would be moot and open to discussion.



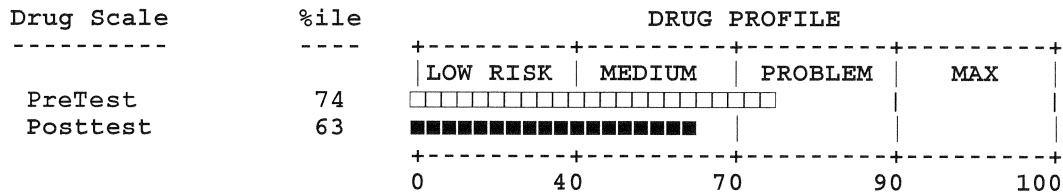
Self-Esteem Scale.....**Comparison: +16**
 This individual's Self-Esteem Scale pretest - posttest comparison shows positive change. This client's posttest Self-Esteem Scale score is 16 percent lower than its comparable pretest score, which means impressive positive change has occurred.



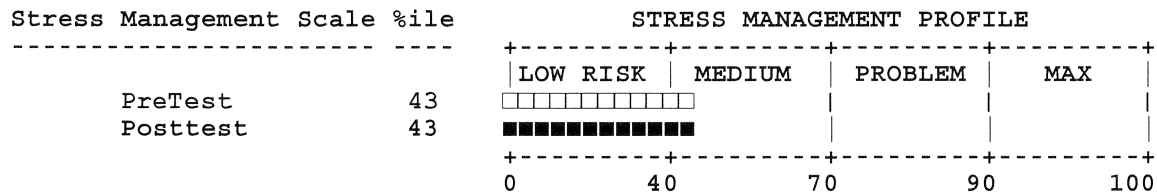
Alcohol Scale.....**Comparison: +42**
 This client's Alcohol Scale pretest - posttest comparison shows impressive improvement. This person's posttest Alcohol Scale score is 42 percent lower than its comparable pretest scale score, which corroborates solid positive change or improvement.



Drug Scale.....**Comparison: +11**
 This individual's Drug Scale pretest - posttest comparison reveals some positive change. This client's posttest Drug Scale score is 11 percent lower than their comparable pretest score, which corroborates and authenticates this positive change. Noticeable positive change has taken place.



Stress Management Scale.....**Comparison: +0**
 This individual's Stress Management pretest - posttest comparison shows little change. This client's pretest scale score is at or below the 69th percentile (no problem) range, consequently there was little need for change. This person's pretest - posttest scale difference was within one (+1 or -1) percent.



SIGNIFICANT ITEMS

These answers, with all of their predispositions and biases may help in understanding this client and his situation. "Significant items" are direct admissions or unusual answers to Pre-Post Inventory questions.

Anxiety Scale Pretest

- 123. Often nervous / anxious
- 130. Often unable to relax
- *Only two significant items were selected.

Anxiety Scale Posttest

*No significant items were selected. Check this client's Truthfulness Scale score to corroborate client motivation and truthfulness.

Depression Scale Pretest

- 5. States frequently depressed
- 17. Recent weight change
- 23. Feels alone & doesn't fit in
- *Additional Items: #44, 85, 92, 95, 113, 127, 145 and 157.

Depression Scale Posttest

- 17. Recent weight change
- 44. Doesn't have a confidant
- 85. In last month very unhappy
- *Additional Items: #95, 127, 145 and 157.

Distress Scale Pretest

- 9. Joyless lifestyle
- 16. Suffering is intolerable
- 20. Suicide ideation
- *Additional Items: #26, 29, 55, 59, 139, 149, 150 and 159.

Distress Scale Posttest

- 9. Joyless lifestyle
- 16. Suffering is intolerable
- 26. Last month miserable
- *Additional Items: #29, 46, 51, 55, 117, 149, 150 and 159.

Alcohol Scale Pretest

- 15. Admits drinking concerns
- 22. Can't stop drinking
- *Additional Items: #36, 42, 45, 50, 57, 64, 69, 75, 91, 94, 129, 151, 152, 153, 154 and 160.

Alcohol Scale Posttest

- 15. Admits drinking concerns
- 27. Family and social problems
- 69. Drinks despite family arguments
- 75. Drinks more than intended

Drug Scale Pretest

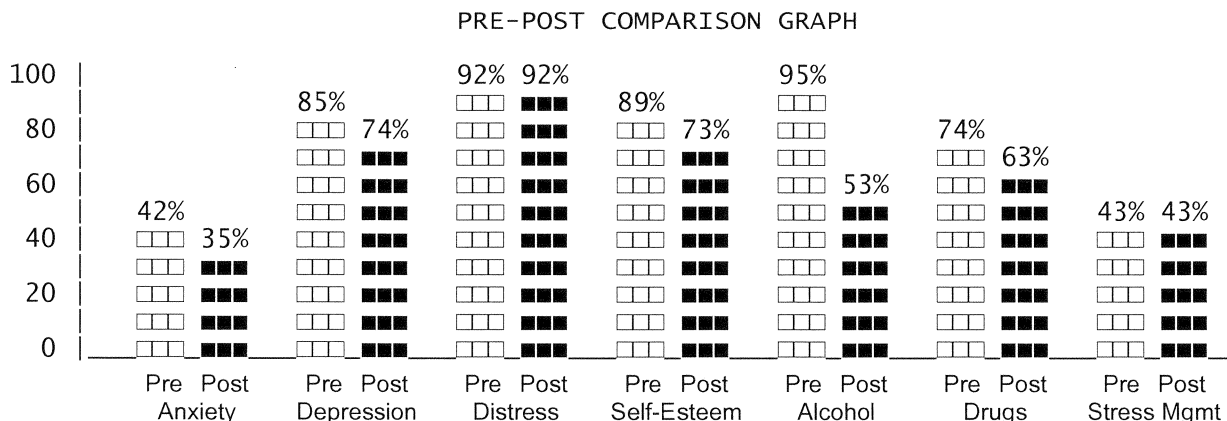
- 33. Has lied about drug use
- 67. Concerned about drug use
- 154. Recovering: alcohol & drugs
- *Three significant items were selected.

Drug Scale Posttest

- 12. Used drugs in last 30 days
- 156. Rates drug use a problem
- *Only two significant items were selected.

There are several levels of Pre-Post Inventory scale interpretation when focusing upon analogous scale comparisons. In these instances a test may be viewed as a self-report and attention may be focused upon pretest-posttest scale scores, interpreting analogous scale elevations and understanding scale interrelationships. Overlaying client change can be disconcerting unless attention is judiciously apportioned or divided between client "risk" (pretest) and client "change" (comparison report).

The Pre-Post Inventory Comparison Graph yields a panoramic view of all scale scores and their pre-post comparisons. **When a scale's pretest score is higher than its posttest score positive improvement or change occurred. In contrast, when a scale's pretest score is lower than its posttest score negative change has occurred.**



Anomalies & Outliers

No change or negative pre-post comparison scores could reflect non-treatment. When a patient's treatment plan does not include the problem or disorder represented by an omitted scale, it is likely that such problems/disorders will not be treated. Scale exceptions should be noted in the "comments and recommendations" section of the report. It is recommended that the Pre-Post Inventory be administered as part of treatment intake screening.

COMMENTS AND RECOMMENDATIONS:

use back of this page, as necessary

EVALUATOR'S SIGNATURE

DATE

PRE-POST PRETEST RESPONSES

1 - 50 TFTEFTTTFTT FTTEFTTTFTT FTTTTTFTTF FTTTFTFFFT FTFTTFFFFT
 51 - 100 FTFFTFFTTF FFFFTTFTTF FTFFTFFFFF TFFTTFFFTF TTFTTFTF11
 101 - 149 1111221212 1413125141 1434323333 3314141441 4112332232
 150 - 161 1423412411 4

PRE-POST POSTTEST RESPONSES

1 - 50 TFFFFFFFTT FFTFTTFTF FFFTTTTTTT TTFTFFFTFT FFFTFFTTF
 51 - 100 TTFTTFFFFFF FFFFFFFFTF FTTFTFFTTF FFFFTFFFTF FFFFTFTF11
 101 - 149 1411414141 5151512141 2222114411 4414141411 4112341433
 150 - 161 4144432424 4